

2023

Solterra

Accessories



Genuine Subaru Solterra Accessories

The next evolution of Subaru power is electric.

Presenting the all-new, all-electric, zero-emissions 2023 Subaru Solterra EV SUV – the most environmentally friendly Subaru yet. Adventurous, versatile and safe, the Solterra not only loves the environment, but also gets you out into the environment you love. Power your adventure as you discover new places with Genuine Subaru Accessories.

CONTENTS

- Comfort and Convenience3-4
- Lifestyle5-10
- Style..... 11-12
- Protection and Security 13-15
- Pet-friendly 16-18



Genuine Subaru Accessories are backed by the vehicle's 3-year or 36,000-mile limited warranty, even if the accessory is installed after retail delivery. Genuine Subaru Accessories installed after the 3-year/36,000-mile warranty period are backed by a 1-year, unlimited mileage warranty. See your warranty and maintenance booklet for more details.

Genuine Subaru Lifestyle Accessories by Thule® have a limited lifetime warranty for the original purchaser.



Everything is within reach.

With spacious interior room and cargo volume, the Subaru Solterra shines with versatility and convenience. Add to your list of adventures and adapt your vehicle for wherever you may roam with Genuine Subaru Accessories.



Cargo Tray

Helps protect the trunk area from sand, water, stains, dirt and other messes while providing a surface that helps reduce the shifting of cargo while driving.

PT9084223302 (Premium model)

PT9084223502 (Limited and Touring models)



Cargo Net

Neatly holds cargo and prevents it from sliding while the vehicle is in motion.

PT91242231



Cargo Cover

Keep items in the back out of sight with this fully retractable, maximum coverage compartment cover.

6491042100C0



Cargo Organizer

Conveniently transport your outdoor gear or up to four grocery bags neatly in the back. Quickly collapses for easy storage when not in use.

SOA567T100



Ash Tray

Fits conveniently in the center console cup holder. Easily removed to empty contents.

92172AG040

Requires Ash Tray Holder.



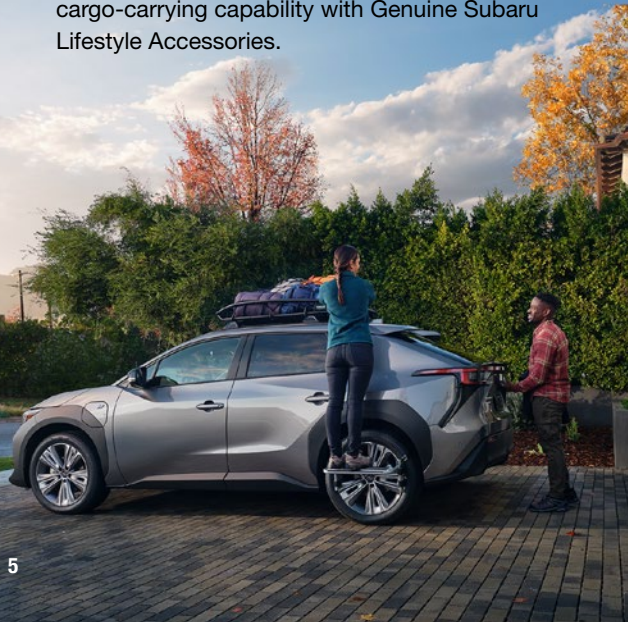
Ash Tray Holder

Helps to give the ash tray accessory a snug fit in the center console cup holder.

F6010AG010

The space you need ... and then some.

The Solterra isn't just any battery-powered SUV, it's the one that can power your next adventure. With generous cargo space, you can bring along the gear you need. For those larger-than-life adventures, increase your cargo-carrying capability with Genuine Subaru Lifestyle Accessories.



Thule® Crossbar Set – Fixed

Increase your vehicle's cargo-carrying capabilities by adding a crossbar set. These fixed-style crossbars can be installed or removed in minutes. May be used in conjunction with Genuine Subaru roof attachments and carriers. Total roof load limit of 170 lbs.

SOA567X080

Late availability.
Thule Crossbar sets are suitable for use with roof top tents.



Crossbar Set – Aero

Increase your vehicle's cargo-carrying capabilities by adding a crossbar set. These aero-style crossbars may be used in conjunction with Genuine Subaru roof attachments and carriers. Consult vehicle owner's manual for total roof load limit.

PS767TB400

Late availability.
Aero crossbars do not support the use of roof top tents.





Thule® Cargo Carrier

The roof cargo carrier provides 13 cubic feet of lockable storage capacity and features dual-side opening for easier loading and unloading from either side of the vehicle. The low profile, aerodynamic design provides increased garage access without sacrificing box capacity and the Quick-Grip™ mounting system allows for an easy, tool-free installation and removal. Measures 65" L x 34.5" W x 16" H.*

SOA567C022

Thule® Cargo Carrier – Extended

The extended carrier provides 17 cubic feet of lockable storage capacity and features dual-side opening for easier loading and unloading from either side of the vehicle. The low profile, aerodynamic design provides increased garage access without sacrificing box capacity and the Quick-Grip™ mounting system allows for an easy, tool-free installation and removal. Measures 84" L x 34.5" W x 17" H.*

SOA567C031



Thule® Heavy-Duty Roof Cargo Basket


The heavy-duty roof cargo basket provides additional storage space with easy access to gear of all shapes and sizes. The low profile design and tapered side walls allow for easy loading and unloading. Includes a black stretch net with hooks and custom fairing to help deflect wind. Measures 50.25" L x 41" W x 6" H.*

SOA567C011

Thule® Kayak Carrier

Steel design and adjustable padding helps protect your kayak and the wide mouth profile offers easier loading and unloading. The J-style carrier folds down when not in use for increased overhead clearance and improved fuel economy. Cradles and securely transports one kayak up to 36" wide and up to 75 lbs. Includes straps and tie downs for transporting.*

SOA567K010



J-style carrier folds down when not in use.



Thule® Paddleboard Carrier

The telescoping design of this stand-up paddleboard (SUP) carrier provides a custom fit for boards up to 34" wide and can hold up to two boards. Heavy-duty, steel reinforced webbing and improved locking mechanism provides security, while the soft, weather resistant padding helps to protect your boards during transit.*

SOA567P011



Thule® Ski and Snowboard Carrier

This carrier can hold up to six pairs of skis or four snowboards securely with ultra-soft rubber arms that grip without scratching surfaces. It features a 30" wide loading platform and includes four locks to securely lock skis and/or snowboards to the carrier and the carrier to the vehicle.*

SOA567S011



Thule® Bike Carrier – Roof Mounted

This bike carrier features self-adjusting jaws that automatically wrap around the downtube for precise frame hold and ratcheting straps that secure the front and rear wheels. Adjustable mounting clamps make it easy to install and switch between multiple (compatible) vehicles. Fits most 20" to 29" wheel bikes with tires up to 2.6" wide. Includes one lock to securely lock the bike to the carrier.*

SOA567B020



Thule® Bike Carrier – Fork Mounted

The Fork Mounted Bike Carrier features a sliding rear wheel cradle that moves forward and backwards to securely fit most bikes with up to 2.6" wide tires. The low profile and lightweight aluminum tray is corrosion resistant to help withstand the elements. The ratcheting wheel strap quickly and easily secures the rear wheel. Integrated mounting clamps make it easy to install and switch between multiple (compatible) vehicles. Includes one lock to securely lock the bike to the carrier and the carrier to the vehicle.*

SOA567B011



Thule® Bike Wheel Holder

To be used in conjunction with the Bike Carrier – Fork Mounted, this accessory allows you to mount your bike's front wheel to the roof of your vehicle.*

SOA567B030



Thule® Bike Carrier – Hitch Mounted (2-bikes)

This lightweight aluminum rack is nearly half the weight of most hitch racks, for easy handling, installation and removal. The anti-sway cages prevent bike-to-bike and bike-to-vehicle contact and help absorb road shock for frame protection. The carrier is unique to Subaru and designed to properly attach to the Genuine Subaru Accessory Activity Mount. Arms fold down when not in use, and rack pivots backwards for rear of vehicle access. Integrated locking cable and locking hitch pin lock the bike to the carrier and carrier to the vehicle.

SOA567B041

Requires Accessory Activity Mount. To avoid blocking taillights, use only roof mounted bike carriers to transport bikes with solid disc wheels. Before installing this carrier, please check the laws of your state regarding license plate visibility.



Accessory Activity Mount

The Genuine Subaru Accessory Activity Mount features a durable steel construction, mounts to the rear unibody structure of the Solterra and allows you to carry up to 100 lbs. of additional gear. It replaces the rear bumper beam of the vehicle and is designed and tested to be an integral safety component. The mount is not a trailer hitch and not intended to tow a trailer.

PT97442231



Thule® Portable Step

Get the extra height you need to easily access all of your rooftop Lifestyle Accessories with the convenience of the Thule® Portable Step. Constructed of heavy duty steel; rubber bumpers are included to help prevent wheel scrapes and scuffs. This step conveniently folds into a carrying bag for easy storage.

SOA567W010

Distinctively you.

With next-generation features inside and out, the all-new Solterra is modern and sophisticated. Add a personal touch for everyone to see with Genuine Subaru Accessories.



Side Sill Plates – Illuminated

Illuminated side sill plates feature the Solterra logo in bright white lighting to add an attractive accent to the doorframe. Lighting is activated when the door is opened and turns off when the door is closed. Engineered to stand up to everyday wear and tear to keep your doorframe safe from scratches and scuffs.

PT94242232

Late availability.

Trunk Sill – Illuminated

The illuminated trunk sill features the Subaru and Solterra logo in bright white lighting to add an attractive accent to the trunk sill's left and right upper surface. Lighting is activated when the hatch is opened and turns off when the hatch is closed. Engineered to stand up to everyday wear and tear and helps protect the upper surface from scratches and scuffs.

PT94242233

Late availability.

Key Chain – Carbon Fiber

Carbon fiber composite and stainless steel key chain with leather strap and universal split ring.

SOA342L155



Key Chain – Stainless Steel

Made from 1/8-inch thick 304-stainless steel, with a brushed finish and permanent black laser etched graphics.

SOA342L162






License Plate Frames – Slim Line

Manufactured from heavy-gauge 304-stainless steel that will not rust or corrode, and come in either matte black or stainless steel. Kit includes hardware hider caps.

- SOA342L105 (Matte Black)**
- SOA342L104 (Stainless Steel)**



License Plate Frames – Slim Line (Subaru)

Manufactured from heavy-gauge 304-stainless steel that will not rust or corrode. Available in polished stainless steel or matte black finish with Subaru logo. Kit includes hardware hider caps.


- SOA342L152 (Stainless Steel)**
- SOA342L153 (Matte Black)**



License Plate Frames – Adventure Seeker

You pick the adventure, your Subaru will get you there. Our Adventure Seeker license plate frame is for the explorer. Frames are manufactured from heavy-gauge 304-stainless steel that will not rust or corrode, and come in either matte black or polished stainless steel.

- SOA342L163 (Matte Black)**
- SOA342L164 (Stainless Steel)**



License Plate Frames (Subaru)

Frames display the Subaru logo in UV resistant polyurethane and come in either matte black or stainless steel finish. Kit includes hardware hider caps.

- SOA342L127 (Stainless Steel)**
- SOA342L167 (Matte Black)**



Exterior Graphics – Side

Add a stylish touch to your Solterra with graphics for the lower door panels. The Exterior Graphics Kit is constructed of a durable black PVC film and features a silver Solterra logo.

Fall 2022 Availability.

Navigate whatever comes with the terrain.

The Solterra may be the first all-electric Subaru, but it's still built to the highest Subaru standards of longevity and safety. Keep it looking its best, whether you take it on the road or the trails, with Genuine Subaru Accessories.



Splash Guards

Helps protect vehicle paint finish from stones and road grime. Engineered to help reduce wind noise and aerodynamic drag. Splash Guards undergo a series of durability tests to help withstand weather and driving conditions. Set of four.

PK38942P10SP

Ground clearance is reduced when Splash Guards are installed.



Carpeted Cargo Mat

The custom-fitted, heavy-duty carpeted cargo mat enhances the appearance of the cargo area while helping to protect your vehicle's carpet from damage. The anti-skid back holds the mat firmly in place without damage to the vehicle's carpet. The Genuine Subaru Carpeted Cargo Mat includes an embroidered Solterra logo and offers a precise fit compared to aftermarket carpeted floor mats.

PT9194223720 (Premium model)

PT9194223820 (Limited and Touring models)



All-Weather Floor Liners

Custom-fitted, high wall design floor liners help protect the vehicle carpet from accidental spills, snow, sand, mud, dirt and moisture. All-Weather Floor Liners are precision-engineered to ensure a precise fit and withstand a series of functional and durability evaluations to help ensure the liners will not warp, fade or tear.

PT9084223102

Not intended for use on top of Carpeted Floor Mats.



Severe Weather Companion

The Severe Weather Companion contains just about everything needed to handle an unexpected weather emergency while traveling. Included are items which help provide the basic necessities such as warmth, light, water, first aid, and the ability to signal for help; all packaged in a handy padded canvas carrying case.

SOA868V9502



Roadside Emergency Kit

The Genuine Subaru Roadside Emergency Kit contains a range of essential items to assist you in an automotive emergency. Including jumper cables, a reflective triangle, a first aid kit and more. The kit is designed to help keep you safe and dry – and get you on the road again. The components of the kit are packaged in a padded, embroidered carrying case.

SOA868V9511



Body Side Molding

Attractive, color-matched moldings coordinate with the styling of the vehicle while helping to protect doors from unsightly dings.

- PS9384219035 (Cosmic White Pearl)**
- PS9384219013 (Elemental Red Pearl)**
- PS9384219034 (Galactic Black)**
- PS9384219039 (Harbor Mist Gray Pearl)**
- PS9384219037 (Smoked Carbon)**




Door Edge Guards

Help protect your door edges from dings and chips with custom-fit, body color-matched, stainless steel Door Edge Guards. They help preserve the appearance of your Subaru while seamlessly blending into the door design.

- PS9364223100 (Cosmic White Pearl)**
- PS9364223103 (Elemental Red Pearl)**
- PS9364223102 (Galactic Black)**
- PS9364223120 (Harbor Mist Gray Pearl)**
- PS9364223111 (Smoked Carbon)**

Travel essentials.

Whether on a weekend adventure or a trip around town, bring your travel companions along for the ride in safety and comfort with Genuine Subaru Pet-friendly Accessories.



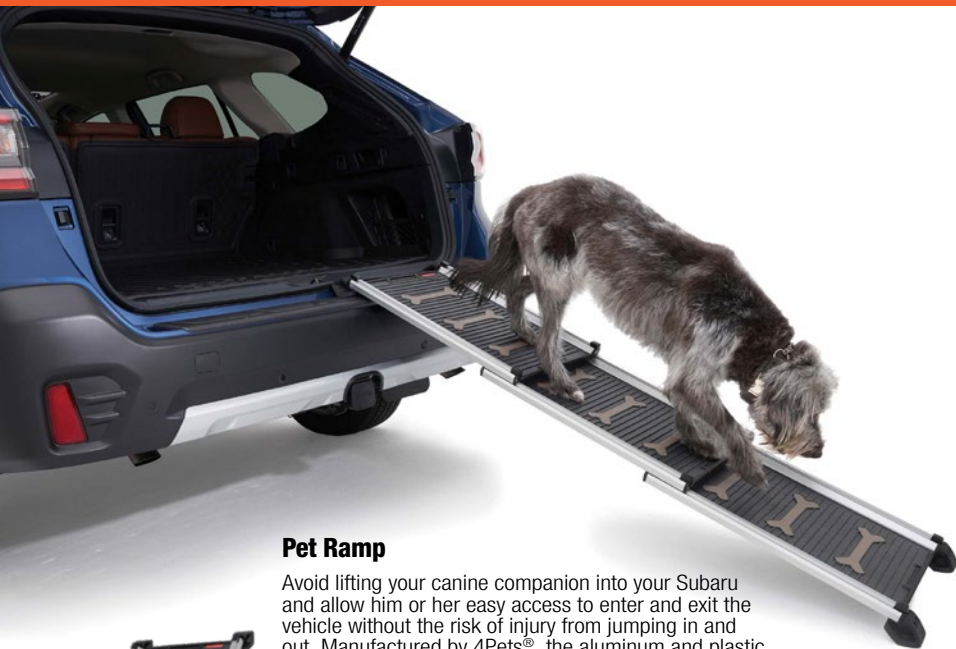
Pet Harness

Before you fasten your own seatbelt and begin all your road trips together, be sure to buckle up your dog for safety. Infinity Loop webbing design, combined with a padded vest, seatbelt grade straps and stress tested buckles, work together to distribute and reduce damaging forces that can cause injury in a car collision. Manufactured by Sleepypod® and uniquely designed in signature Subaru blue, your dog will travel in safety and style.

Crash-tested at child safety seat standards and certified by the Center for Pet Safety for dogs from 18 to 90 pounds. The harness is also designed for use outside of the vehicle as a walking harness with double "D" ring connection to affix a leash and reflective strips and logo for improved visibility at night. To determine the correct size harness for your dog, measure around the ribs just behind the front legs with a flexible cloth tape measure.

- SOA854H000 (Small: 16.5" – 22")**
- SOA854H010 (Medium: 22.5" – 28")**
- SOA854H020 (Large: 28.5" – 34")**
- SOA854H030 (X-Large: 34.5" – 40")**





Pet Ramp

Avoid lifting your canine companion into your Subaru and allow him or her easy access to enter and exit the vehicle without the risk of injury from jumping in and out. Manufactured by 4Pets®, the aluminum and plastic construction Pet Ramp supports pets up to 220 lbs. and is especially suited for senior dogs and for those with mobility issues. The ramp rests on the ground with rubberized feet to provide a firm grip and help avoid shifting. The non-slip ramp design and high-grip ridged surface provides safe footing in most weather conditions. Lightweight telescoping design makes the Pet Ramp easy to extend and to fold down to store in the cargo area when not in use.

SOA733P100

Use only for pets to enter and exit the cargo area.
Not suitable for rear seat entry and exit.



Rear Bumper Protector Mat

Helps protect top surface of rear bumper when your pets are entering and exiting the vehicle.

E101EAJ501

When not in use, folds flat on cargo floor or under cargo tray.

Pet Carrier and Mobile Pet Bed

This multi-functional, ultra-plush pet bed also doubles as a carrier to transport your small dog or cat in comfort and safety – both in and out of your Subaru. Crash-tested and certified by the Center for Pet Safety, this accessory is designed with Velcro® positioning points to secure seatbelt straps when used as a car seat. The removable, ultra-plush interior bedding allows your furry companion to feel right at home when on the road, helping to make travel less stressful. The Mobile Pet Bed is uniquely designed in signature Subaru blue, includes zipper pulls to remove the durable upper mesh dome, padded carry handle and adjustable shoulder strap with comfort padding. Luggage-grade exterior is easily wiped clean. Removable plush bedding is machine-washable.



SOA854S100

Suitable for pets weighing 15 pounds and under. Not suitable for use during air travel.



Pet Travel Bowl

Wherever the road takes you and your furry friends, take your pet's food and water with you in one convenient, portable container. The Subaru Pet Travel Bowl allows you to freeze water in the base to keep water cool and wet food fresh while traveling. The lid doubles as a second bowl and the textured base design helps resist spilling or tipping. The Travel Bowl is dishwasher and microwave-safe, BPA-free and manufactured with FDA food-grade silicone. Specially designed in distinctive Subaru blue so your pet can show their love for Subaru with each sip and bite.

SOA854B001 (Small)

SOA854B002 (Medium)

License Plate Frames – Pet Lover

At Subaru, pets are part of the family. Share your love for your furry, scaly or feathered friends with our Pet Lover license plate frame. Subaru Pet Lover frames are manufactured from heavy-gauge 304-stainless steel that will not rust or corrode, and come in either matte black or polished stainless steel.

SOA342L165 (Matte Black)

SOA342L166 (Stainless Steel)





Subaru of America reserves the right to change or withdraw accessories at any time without prior notice and without incurring the obligation to make changes to any accessories previously sold. All images are representative.

Subaru and Solterra are registered trademarks.
The Center for Pet Safety (CPS) is a 501(c)(3) non-profit research and advocacy organization dedicated to consumer and companion animal safety.
Sleepypod is a registered trademark.

Velcro is a registered trademark of Velcro IP Holding LLC.
Thule and Quick-Grip are registered trademarks of the Thule Group.
4Pets is a registered trademark of Brüggli.

*Roof accessories require crossbar set.
Consult vehicle owner's manual for total roof load limit.

©2022 Subaru of America, Inc.

Printed in U.S.A.

MSA6A2201

